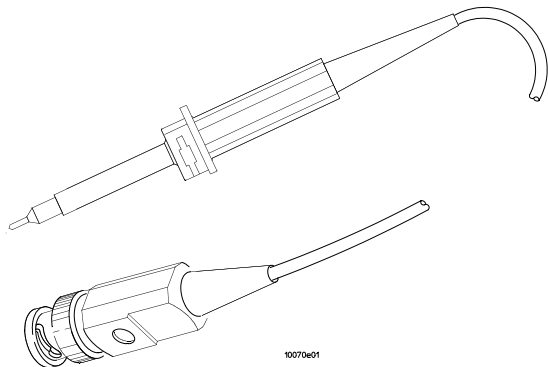


HP 10070B, HP 10071B, HP 10073B, and HP 10074B Oscilloscope Probes

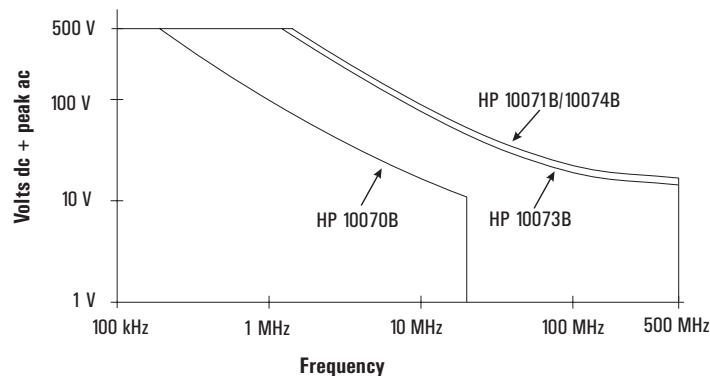


Characteristics

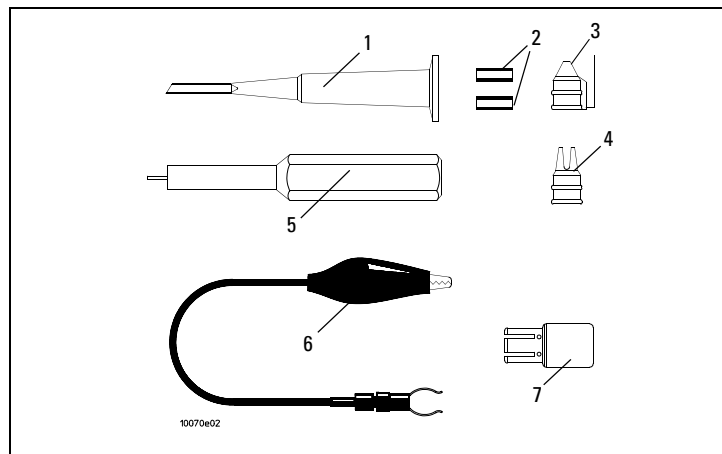
Operating Temperature	-10 °C to 55 °C
Humidity	to 90%
Shock	400g 1/2 sine wave on tip end 50g 1/2 sine wave on BNC end
Propagation Delay	≈7 ns (1.5 m probe cable length)
Altitude	4600 m (indoor use only)

	HP 10070B	HP 10071B	HP 10073B	HP 10074B
System Bandwidth	20 MHz	150 MHz	500 MHz	150 MHz
System Rise Time (Calculated)	<17.5 ns	<2.33 ns	<700 ps	<2.33 ns
Attenuation Ratio	1:1	10:1	10:1	10:1
Input Resistance (when terminated into 1 MΩ)	1 MΩ	10 MΩ	2.2 MΩ	10 MΩ
Input Capacitance	≈70 pF	≈15 pF	≈12 pF	≈15 pF
Maximum Input (dc + peak ac)	500 V CAT I (mains isolated) 300 V CAT II (post receptacle mains)			
Compensation Range	None	9 – 17 pF	6–15 pF	9 – 17 pF
Probe Readout	No	No	Yes	Yes

Cleaning If your probe requires cleaning, disconnect it from the instrument and clean it with mild detergent and water. Make sure the probe is completely dry before reconnecting it to the instrument.



Probe Derating Curve (CAT I)



HP 5081-7690 Accessory Kit

Item	Description	Qty
1	Retractable Hook Tip	1
2	Orange, white, blue, and green identification tags	2 each
3	Ground Bayonet	1
4	IC Tip	1
5	Adjustment Tool	1
6	Ground Lead (Black)	1
7	BNC Adapter (not part of kit, order separately HP Part Number 5081-7705)	—



HP Part Number 10070-92003
October 1998